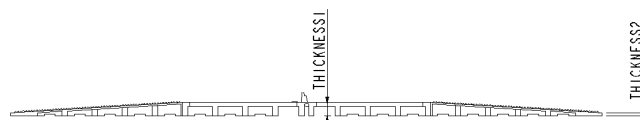
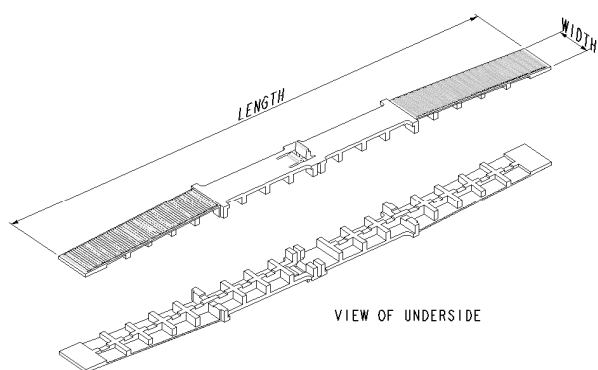


| PARTNo | L     | W    | T1  | T2  | MATL | COLOUR |
|--------|-------|------|-----|-----|------|--------|
| 92243  | 275.5 | 19.5 | 6.5 | 1.6 | PP   | GREEN  |

L = Length  
 W = Width  
 T1 = Thickness1  
 T2 = Thickness2



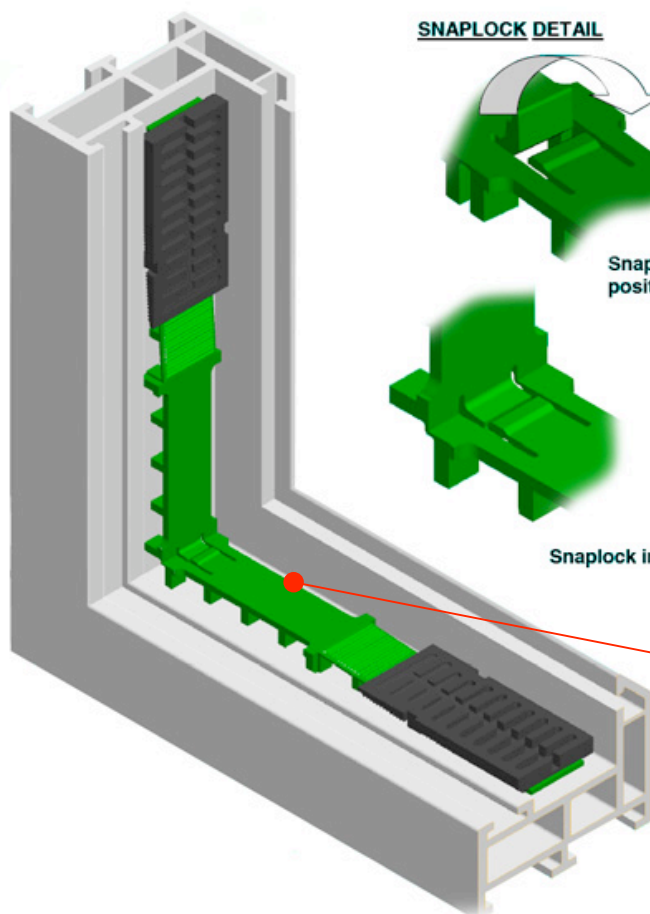
**SNAPLOCK DETAIL**



Snaplock in open position



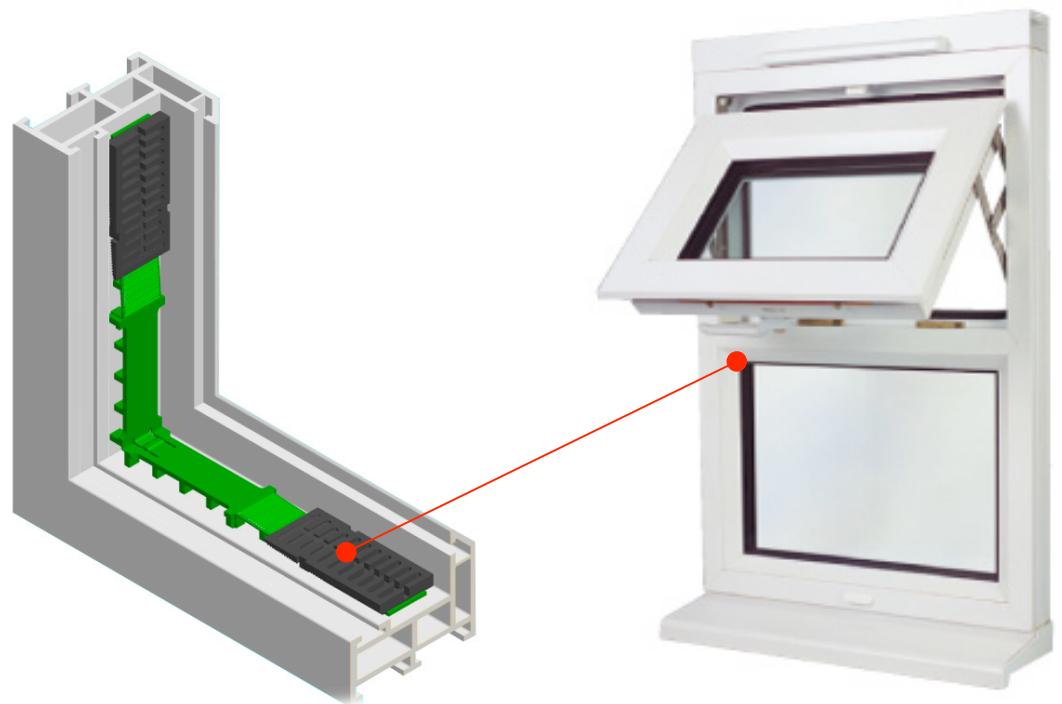
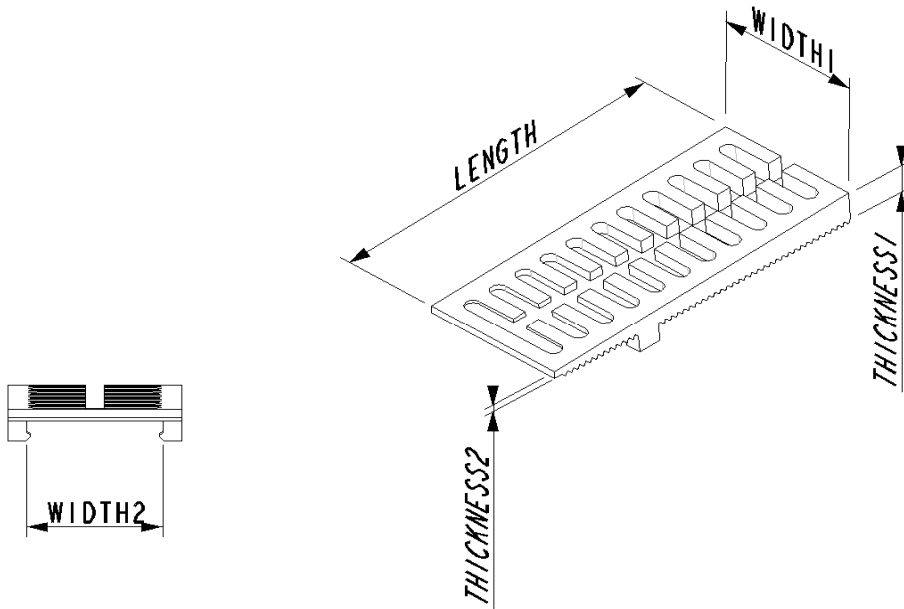
Snaplock in closed position



For more information visit:  
[www.glazpart.com](http://www.glazpart.com)

| PARTNo | L   | W1 | W2   | T1 | T2  | MATL | COLOUR |
|--------|-----|----|------|----|-----|------|--------|
| 91242  | 60  | 25 | 19.5 | 5  | 1.2 | PP   | GREEN  |
| 91282  | 60  | 28 | 19.5 | 5  | 1.2 | PP   | BLACK  |
| 91322  | 222 | 32 | 19.5 | 5  | 1.2 | PP   | BLACK  |

L = Length  
 W1 = Width1  
 W2 = Width2  
 T1 = Thickness1  
 T2 = Thickness2



For more information visit:  
[www.glazpart.com](http://www.glazpart.com)